


# Multi-purpose steel box pallet (foldable mesh type)



Container code: SC B


Half pallet for truck bed of a large 10-ton truck  
(5 layers, 3 rows, 8 divisions) for domestic transport



Assembled state

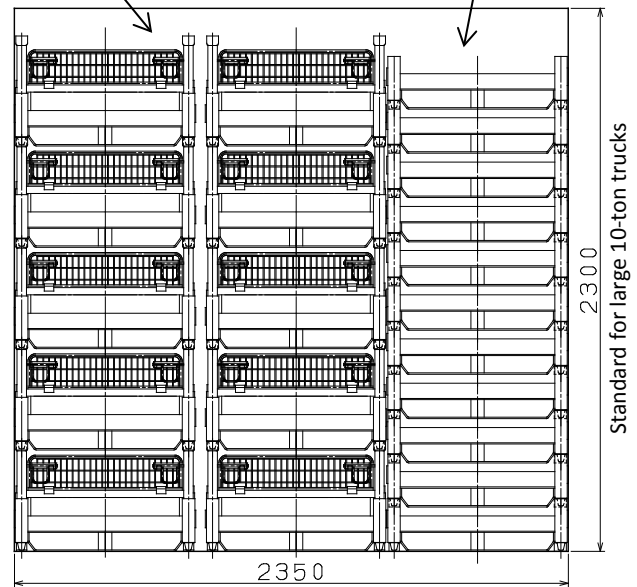


Retracted state



Folded

Assembled state in 5 layers      Folded state in 11 layers



Loaded state on a 10-ton large truck

## Specification

Container code	SC B (Multi-purpose foldable pallet PL, mesh type, for small items)	
External assembled size (mm)	1,150 (W) x 770 (L) x 465 (H)	
Effective internal size (mm)	1,080 (W) x 688 (L) x 295 (H)	
Loading weight limit	800Kg	
No. of pallets on a 10-ton large truck	Assembled state: 120 pallets (5 layers, 3 rows, 8 divisions)	Folded state: 149 pallets (for 10-ton truck)

\* This is produced on order.

\*The number of folded pallets loaded on a 10-ton truck depends on the maximum loadable weight of the vehicle.

- This type is used by many customers as a domestic returnable pallet.
- The above are standard specifications, and we can design and fabricate according to customer requirements. Please feel free to contact us with your specification requirements.